



BMW 2 Series Coupé
Standard Safety Equipment

2022



Adult Occupant



82%

Child Occupant



81%

Vulnerable Road Users



67%

Safety Assist



64%

SPECIFICATION

Tested Model	BMW 2 Series Coupé, 2.0 diesel, RHD
Body Type	- 2 door coupe
Year Of Publication	2022
Kerb Weight	1682kg
VIN From Which Rating Applies	- all 2 Series Coupés
Class	Small Family Car

SAFETY EQUIPMENT

	Driver	Passenger	Rear
FRONTAL CRASH PROTECTION			
Frontal airbag	●	●	✘
Belt pretensioner	●	●	●
Belt loadlimiter	●	●	●
Knee airbag	✘	✘	✘
LATERAL CRASH PROTECTION			
Side head airbag	●	●	●
Side chest airbag	●	●	✘
Side pelvis airbag	✘	✘	✘
Centre Airbag	✘	✘	—

SAFETY EQUIPMENT (NEXT)

	Driver	Passenger	Rear
CHILD PROTECTION			
Isofix	—	✗	●
Integrated CRS	—	✗	✗
Airbag cut-off switch	—	●	—
SAFETY ASSIST			
Seat Belt Reminder	●	●	●

OTHER SYSTEMS	
Active Bonnet	●
AEB Vulnerable Road Users	●
AEB Pedestrian - Reverse	✗
AEB Car-to-Car	●
Speed Assistance	●
Lane Assist System	●

Note: Other equipment may be available on the vehicle but was not considered in the test year.

- Fitted to the vehicle as standard
 ● Fitted to the vehicle as part of the safety pack
○ Not fitted to the test vehicle but available as option or as part of the safety pack
 ✗ Not available
 — Not applicable

ADULT OCCUPANT

Total 31.3 Pts / 82%

■ GOOD
 ■ ADEQUATE
 ■ MARGINAL
 ■ WEAK
 ■ POOR

Frontal Impact 13.0 / 16 Pts

Mobile Progressive Deformable Barrier Full Width Rigid Barrier

Lateral Impact 13.3 / 16 Pts

Side Mobile Barrier Side Pole Far-Side Excursion Occupant Interaction

Rear Impact 4.0 / 4 Pts

Rear Seat Front Seat

ADULT OCCUPANT

Total 31.3 Pts / 82%

■ GOOD
 ■ ADEQUATE
 ■ MARGINAL
 ■ WEAK
 ■ POOR

Rescue and Extrication		1.0 / 2 Pts
Rescue Sheet	Available, ISO compliant	
Advanced eCall	Available	
Multi Collision Brake	Not available	

Comments

The passenger compartment of the 2 Series Coupé remained stable in the frontal offset test. Dummy numbers showed good protection of the knees and femurs of both the driver and passenger. BMW showed that a similar level of protection would be provided to occupants of different sizes and to those sitting in different positions. Analysis of the deceleration of the impact trolley during the test, and analysis of the deformable barrier after the test, revealed that the 2 Series Coupé would be an aggressive impact partner in a frontal collision. In the full-width rigid barrier test, good or adequate protection was provided to all critical body areas, for both the driver and rear passenger. In the side barrier test, protection of all critical body areas was good and the car scored maximum points in this part of the assessment. In the more severe side pole impact, protection of all critical body areas was good or adequate. Control of excursion (the extent to which a body is thrown to the other side of the vehicle when it is hit from the far side) was found to be marginal. The 2 Series Coupé does not have a countermeasure, such as a centre airbag, to mitigate against occupant-to-occupant injuries in such impacts. Tests on the front seats and head restraints demonstrated good protection against whiplash injuries in the event of a rear-end collision. A geometric analysis of the rear seats also indicated good whiplash protection. The 2 Series Coupé has an advanced eCall system which alerts the emergency services in the event of a crash, but does not have a system to prevent secondary impacts after the car has been in a collision.



CHILD OCCUPANT

Total 40.1 Pts / 81%

■ GOOD
 ■ ADEQUATE
 ■ MARGINAL
 ■ WEAK
 ■ POOR

Crash Test Performance based on 6 & 10 year old children

22.1 / 24 Pts



Restraint for 6 year old child: *Britax Römer Kidfix SL*
 Restraint for 10 year old child: *Osann Up booster cushion*

Safety Features

6.0 / 13 Pts

	Front Passenger	2nd row outboard
Isofix	✘	●
i-Size	✘	●
Integrated CRS	✘	✘








● Fitted to test car as standard
 ○ Not on test car but available as option
 ✘ Not available

CRS Installation Check

12.0 / 12 Pts

- Install without problem
- Install with care
- Safety critical problem
- ✗ Installation not allowed

■ i-Size CRS

<p>Maxi Cosi 2way Pearl & 2wayFix (i-Size)</p> 	<p>Maxi Cosi 2way Pearl & 2wayFix (i-Size)</p> 	<p>BeSafe iZi Kid X2 i-Size (i-Size)</p> 
<p>Britax Römer TriFix2 i-Size (i-Size)</p> 	<p>BeSafe iZi Flex FIX i-Size (i-Size)</p> 	
<p>BeSafe iZi Combi X4 ISOFix (ISOFIX)</p> 	<p>Cybex Solution Z i-Fix (ISOFIX)</p> 	

■ ISOFIX CRS

 CHILD OCCUPANT

Total 40.1 Pts / 81%

■ Universal Belted CRS

Maxi Cosi Cabriofix (Belt)



Maxi Cosi Cabriofix & EasyFix (Belt)



Britax Römer King II LS (Belt)



Cybox Solution Z i-Fix (Belt)



CHILD OCCUPANT

Total 40.1 Pts / 81%

	Seat Position		
	Front	2nd row	
	PASSENGER	LEFT	RIGHT
Maxi Cosi 2way Pearl & 2wayFix (i-Size)	—	●	●
Maxi Cosi 2way Pearl & 2wayFix (i-Size)	—	●	●
BeSafe iZi Kid X2 i-Size (i-Size)	—	●	●
Britax Römer TriFix2 i-Size (i-Size)	—	●	●
BeSafe iZi Flex FIX i-Size (i-Size)	—	●	●
BeSafe iZi Combi X4 ISOfix (ISOFIX)	—	●	●
Cybex Solution Z i-Fix (ISOFIX)	—	●	●
Maxi Cosi Cabriofix (Belt)	●	●	●
Maxi Cosi Cabriofix & EasyFix (Belt)	●	●	●
Britax Römer King II LS (Belt)	●	●	●
Cybex Solution Z i-Fix (Belt)	●	●	●

● Install without problem
 ● Install with care
 ● Safety critical problem
 ✘ Installation not allowed
 — Not available

Comments

In the side barrier impact, measurements of accelerations in the head of the 10-year dummy indicated weak protection. Otherwise, protection of all critical body areas was good, both for the 10-year and 6-year dummies. The front passenger airbag can be disabled to allow a rearward-facing child restraint to be used in that seating position. Clear information is provided to the driver regarding the status of the airbag and the system was rewarded. All of the restraint types for the which the 2 Series Coupé is designed could be properly installed and accommodated in the car.

 **VULNERABLE ROAD USERS**

Total 36.6 Pts / 67%

GOOD
 ADEQUATE
 MARGINAL
 WEAK
 POOR

Pedestrian

27.0 / 36 Pts



Head Impact	20.9 Pts
Pelvis Impact	0.9 Pts
Leg Impact	5.2 Pts

Vulnerable Road Users


9.6 / 18 Pts

System Name	Pedestrian Warning with City Braking Function
Type	Auto-Brake with Forward Collision Warning
Operational From	5 km/h

 VULNERABLE ROAD USERS

Total 36.6 Pts / 67%

AEB Pedestrian

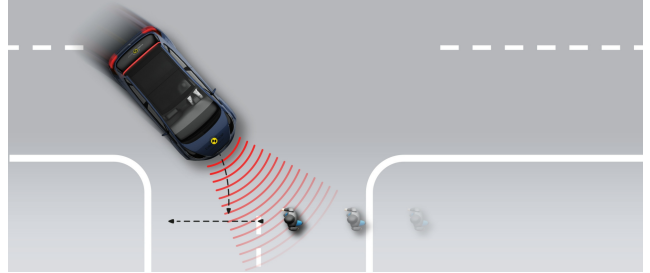
 5.7 / 9 Pts

■ Day time

Vehicle reversing into standing pedestrian



Pedestrian crossing a road into which a car is turning



Adult crossing the road



Child running from behind parked vehicles



Adult along the roadside

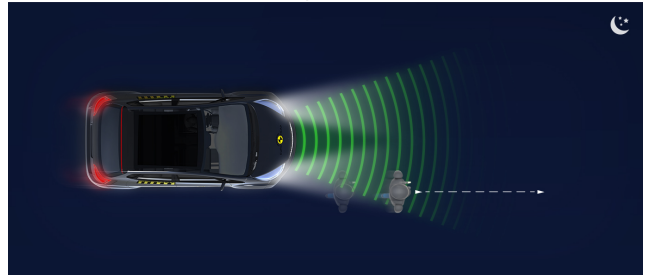


■ Night time

Adult crossing the road



Adult along the roadside

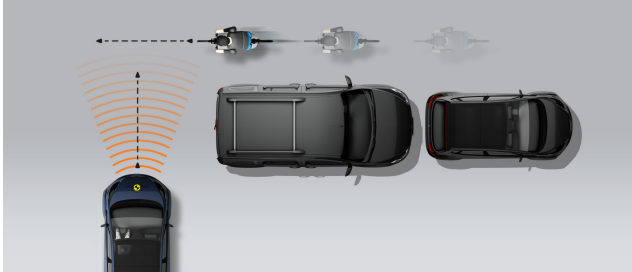


VULNERABLE ROAD USERS


Total 36.6 Pts / 67%

AEB Cyclist
4.0 / 9 Pts

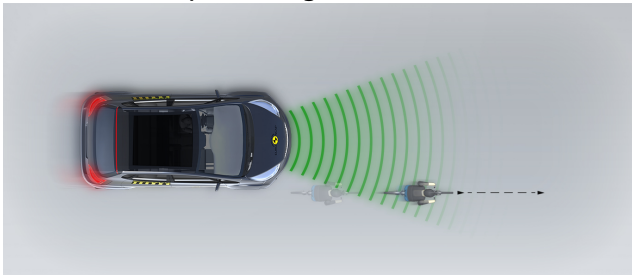
Cyclist from nearside, obstructed view



Cyclist crossing



Cyclist along the roadside

**Comments**

The 2 Series Coupé has an 'active' bonnet. Sensors in the bumper detect when a pedestrian has been struck and actuators lift the bonnet to provide greater clearance to stiff structures in the engine compartment. BMW demonstrated that the system worked robustly for different pedestrian statures and across a wide range of speeds, so the car was tested with the bonnet in the raised, deployed position. Head protection was good over almost the entire surface of the bonnet. The bumper provided good protection to pedestrians' legs at all but the very outermost test points. However, protection of the pelvis was almost entirely poor. The autonomous emergency braking system, fitted as standard, can detect vulnerable road users as well as other vehicles. The system performed adequately in tests of its reaction to pedestrians, with collisions avoided or mitigated in many scenarios. The system's performance was marginal when in tests of its response to cyclists.

SAFETY ASSIST

Total 10.2 Pts / 64%

■ GOOD
 ■ ADEQUATE
 ■ MARGINAL
 ■ WEAK
 ■ POOR

Speed Assistance

■ 2.8 / 3 Pts

System Name	Speed Limit Assist
Speed Limit Information Function	Camera & Map, subsigns supported
Speed Limitation Function	System advised (accurate to 5km/h)

Occupant Status Monitoring

■ 2.0 / 3 Pts

> Seatbelt Reminder

■ 1.0 / 2 Pts

Applies To	Front and rear seats		
	Driver Seat	Front Passenger(s)	Rear Passenger(s)
Warning			
Visual	●	●	●
Audible	●	●	●
Occupant Detection	—	●	—

● Pass
 ● Fail
 — Not available

> Driver Monitoring

■ 1.0 / 1 Pts

System Name	Attentiveness Assistant
Type	Steering input
Operational From	70 km/h

SAFETY ASSIST

Total 10.2 Pts / 64%

Lane Support

1.8 / 4 Pts

System Name	Lane Departure Warning	
Type	LKA and ELK	
Operational From	70 km/h	
PERFORMANCE		
Emergency Lane Keeping		MARGINAL
Lane Keep Assist		GOOD
Human Machine Interface		GOOD

AEB Car-to-Car

3.7 / 6 Pts

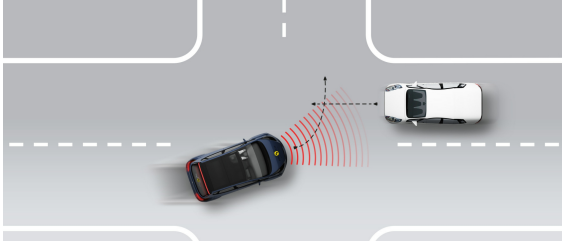
System Name	Collision Warning with Braking Function	
Type	Autonomous emergency braking and forward collision warning	
Operational From	5 km/h	
Sensor Used	camera and radar	

 SAFETY ASSIST

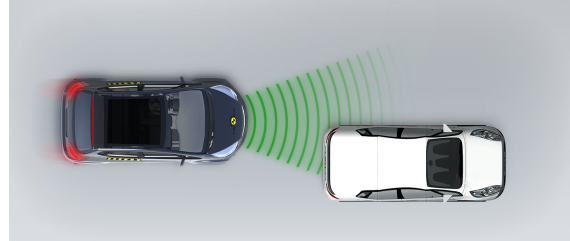
Total 10.2 Pts / 64%

■ Autobrake function only

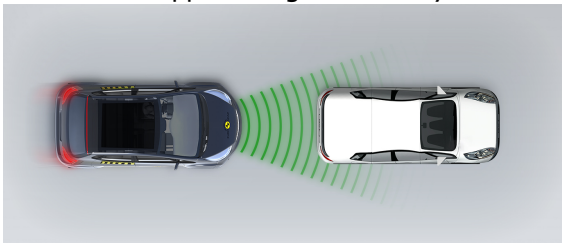
Test car turns across the path of an approaching car



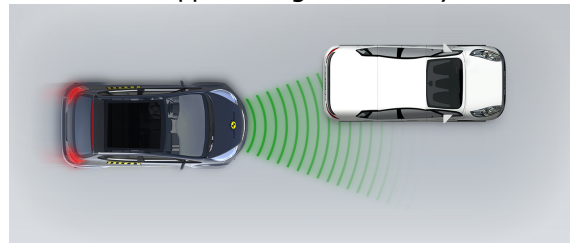
Approaching a stationary car



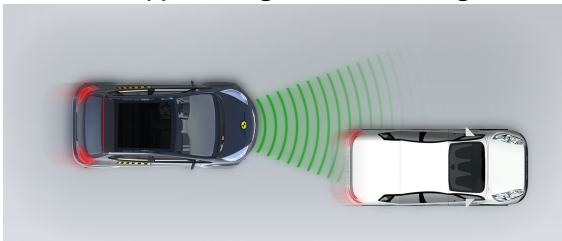
Approaching a stationary car



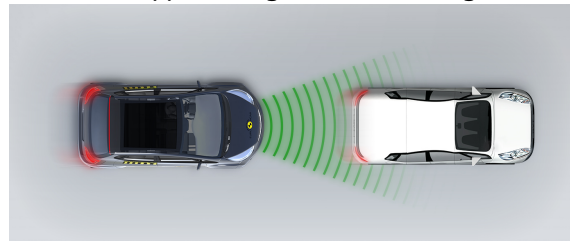
Approaching a stationary car



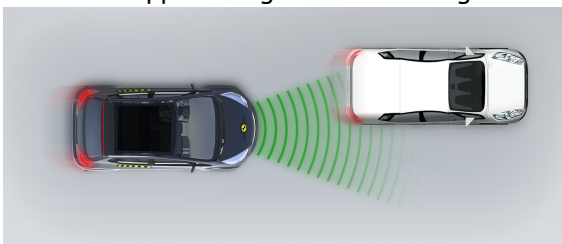
Approaching a slower moving car



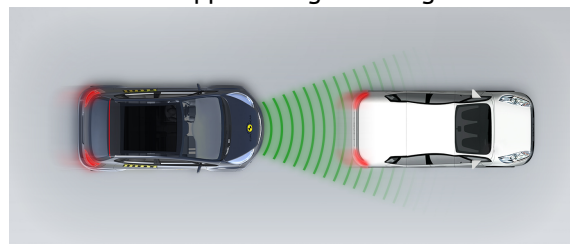
Approaching a slower moving car



Approaching a slower moving car



Approaching a braking car

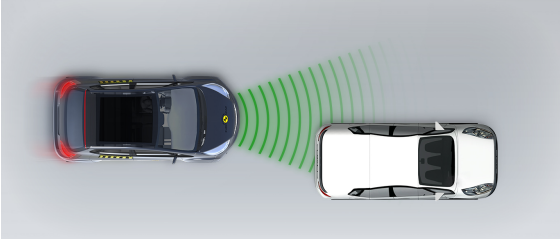


 SAFETY ASSIST

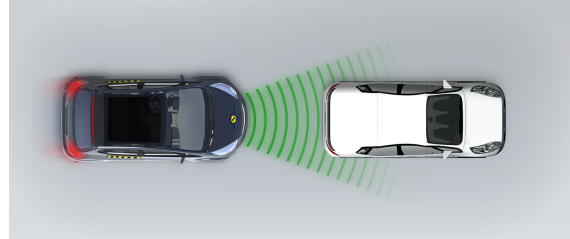
Total 10.2 Pts / 64%

■ Driver reacts to warning

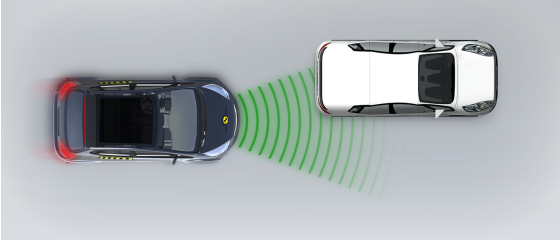
Approaching a stationary car



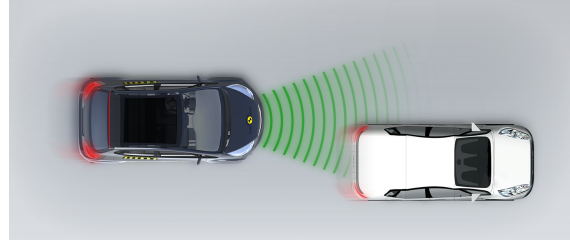
Approaching a stationary car



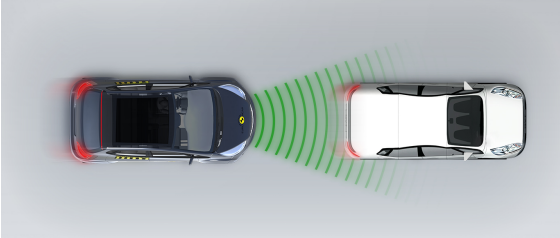
Approaching a stationary car



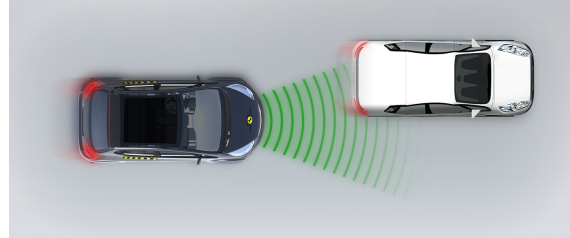
Approaching a slower moving car



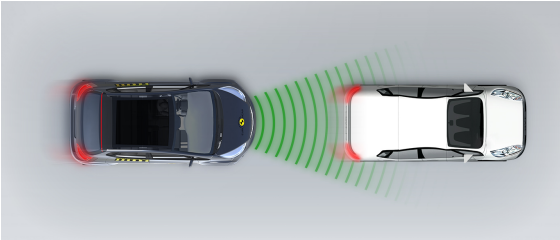
Approaching a slower moving car



Approaching a slower moving car



Approaching a braking car





SAFETY ASSIST

Total 10.2 Pts / 64%

Comments

In tests of its response to other vehicles, the autonomous emergency braking system performed adequately. A lane support system gently corrects the steering if the car is drifting out of lane and it can also intervene more aggressively in some other, more critical, situations. The speed assistance system can detect the local speed limit and presents the information to the driver, allowing the speed limiter to be set appropriately. A seatbelt reminder is standard for all seating positions.

RATING VALIDITY

Variants of Model Range

Body Type	Engine	Model Name	Drivetrain	Rating Applies	
				LHD	RHD
2 door coupe	2.0L, 4-cylinder diesel	220d sDrive*	4 x 2		
2 door coupe	2.0L, 4-cylinder petrol	220i sDrive	4 x 2		
2 door coupe	2.0L, 4-cylinder petrol	230i sDrive	4 x 2		
2 door coupe	3.0L, 6-cylinder petrol	240i MPA sDrive	4 x 2		
2 door coupe	3.0L, 6-cylinder petrol	240i MPA xDrive	4 x 4		

*Tested variant

Annual Reviews and Facelifts

Date	Event	Outcome
March 2022	Rating Published	2022